

## Series ONG / ONV



Single-row ventilation grille with fixed vanes

### Application


- Supply and exhaust ventilation, heating and air conditioning networks in industrial, commercial and domestic premises.

### Design

- Made of high-quality extruded aluminium.
- Polymer or anodized grille coating ensures weather-resistant properties.
- Non-standard sizes may be ordered.

### Modifications

- Available modifications with an air flow regulator (R) and an adapter (A) for connection to air ducts, page 42.
- Available modifications with versatile fixing (u) or with special springs (p) for fast mounting, page 44.



ONV - vertical vane location




ONG - horizontal vane location

### Air flow distribution options



straight (0°)  
ONG1, ONV1



single-sided (15°)  
ONG2, ONV2

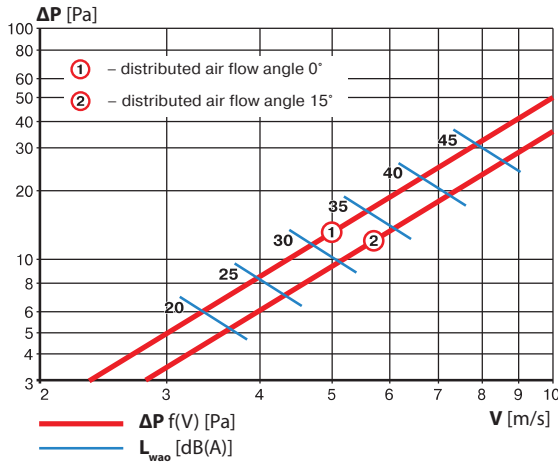


double-sided (2 x 15°)  
ONG3, ONV3

### Standard size [mm] and air pass [m<sup>2</sup>]

Height H [mm]	Length L [mm]						
	100	150	200	250	300	350	400
100	0,004	0,007	0,010	0,012	0,015	0,018	0,021
150	0,007	0,010	0,015	0,018	0,023	0,027	0,031
200	0,010	0,015	0,021	0,026	0,033	0,038	0,045
250	0,012	0,018	0,026	0,032	0,041	0,047	0,055
300	0,015	0,023	0,033	0,041	0,051	0,059	0,069
350	0,017	0,026	0,038	0,047	0,059	0,068	0,080
400	0,020	0,030	0,044	0,054	0,069	0,079	0,093
450	0,023	0,035	0,051	0,062	0,080	0,090	0,107
500	0,026	0,039	0,056	0,070	0,089	0,100	0,119
600	0,031	0,047	0,067	0,084	0,105	0,121	0,142
700	0,036	0,055	0,078	0,094	0,124	0,145	0,170
800	0,042	0,063	0,090	0,112	0,141	0,163	0,190
900	0,048	0,072	0,103	0,129	0,160	0,185	0,228
1000	0,053	0,079	0,113	0,141	0,177	0,204	0,239

## Pressure loss and sound power level



Calculation formula
$L_{WA} = L_{WAO} \times K$

	Correction factor K						
$S_{ap}$ [m <sup>2</sup> ]	0,005	0,01	0,02	0,03	0,05	0,07	0,1
K [dB(A)]	-13	-9	-6	-4,5	-3	-1,5	0

### Designation:

- ΔP** – pressure loss [Pa]
- L<sub>WA</sub>** – sound power level [dB(A)]
- L<sub>WAO</sub>** – sound power level for air pass 0.1 m<sup>2</sup> [dB(A)]
- K** – correction factor for sound power level calculation depending on air pass [dB(A)]
- S<sub>ap</sub>** – air pass [m<sup>2</sup>]
- V** – rated speed [m/s]

## Order code



**Grille type:** \_\_\_\_\_  
 ONG (ONV) - single-row unregulated grille with horizontal (vertical) vanes

**Vane position:** \_\_\_\_\_  
 1 – direct (deflection angle 0°)  
 2 – single-sided (deflection angle 15°)  
 3 – double-sided (deflection angle 15°)

**Grille size:** \_\_\_\_\_  
 L – length [mm]  
 H – height [mm]

**Grille coating:** \_\_\_\_\_  
 "\_\_\_" – colour\* (white by default)  
 "Anodized"

**Accessories:** \_\_\_\_\_  
 \_\_\_ – no  
 R – air flow regulator  
 A – adapter

**Grille fixation:** \_\_\_\_\_  
 u – versatile  
 p – spring

### \* Standard polymer coating colours:



## Overall and mounting dimensions

