

## MV 101 Series



### Application

- Decoration of supply and exhaust vents of public, residential and industrial ventilation systems.
- Used for correct air flow distribution in premises.
- Wall or ceiling mounting.

### Design

- Made of quality and durable plastic.
- Multi-element structure. The internal part is fixed to the base with latches for easy cleaning without dismantling.
- Screw fixing.
- The grille has straight vanes to increase air pass.

### Colour modifications



### Modifications

#### MV 101 - basic modification



- Wall or ceiling mounting
- **MV 101 s** - model with a protecting insect screen.



#### MV 101 R - model with an air flow regulator (R)



- Equipped with a movable flap for air flow regulation.
- Air pass is regulated with a tilt wand or pull cords.
- **MV 101 Rs** - model with air flow regulator and a protecting insect screen.



#### MV 101 V - model with a round flange (V)



- Fitted with a round connecting flange for mounting with Ø 100 mm air duct.
- Suitable for direct mounting with VENTS VKO 100 fan.
- **MV 101 Vs** - model with a round flange and a protecting insect screen.



### MV 101 VR - model with a round flange and air flow regulator (VR)



- Fitted with a round connecting flange for mounting with  $\varnothing$  100 mm air duct.
- Equipped with a movable flap for air flow regulation.
- Air pass is regulated with a tilt wand or pull cords.
- Suitable for direct mounting with VENTS VKO 100 fan.
- **MV 101 VRs** - model with a round flange, air flow regulator and a protecting insect screen.



### MV 101 VU - model with a multi-section flange (VU)



- Equipped with a multi-section connecting flange for mounting with  $\varnothing$  100, 125 mm or 55x110 mm air duct.
- **MV 101 VUs** - model with a multi-section flange and a protecting insect screen.



### MV 101 VUR - model with a multi-section flange and air flow regulator (VUR)



- Equipped with a multi-section connecting flange for mounting with  $\varnothing$  100, 125 mm or 55x110 mm air duct.
- Equipped with a movable flap for air flow regulation.
- Air pass is regulated with a tilt wand or pull cords.
- **MV 101 VURs** - model with a multi-section flange, air flow regulator and a protecting insect screen.



### Overall dimensions

Model	Dimensions, mm					Air pass, m <sup>2</sup>	Fig. no.
	□B	□H	L	L1	Flange (D)		
MV 101	154	110	19	-	-	0,0089	1, 2
MV 101 R	154	110	19	-	-	0,005	1, 2
MV 101 V	154	110	19	49	100	0,0079	1, 3
MV 101 VR	154	110	19	49	100	0,0044	1, 3
MV 101 VU	154	110	19	43	100, 125, 55x110	0,0089	1, 4
MV 101 VUR	154	110	19	43	100, 125, 55x110	0,005	1, 4

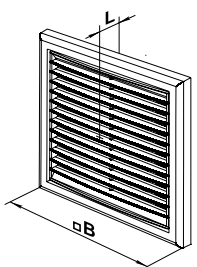


Fig. 1

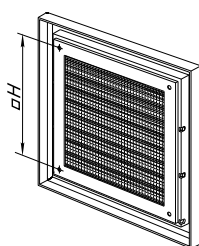


Fig. 2

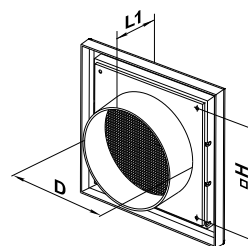


Fig. 3

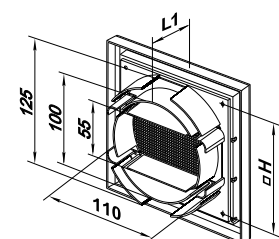


Fig. 4