

**MV 250 J
Series**




Application

- Decoration of supply and exhaust vents of public, residential and industrial ventilation systems.
- External wall mounting.

Design

- Made of quality and durable plastic.
- Multi-element structure.
- Fitted with louvre shutters for back flow prevention.
- Screw fixing.

Colour modifications



Modifications

MV 250 J - basic model with gravity louvre shutters (J)



- Exhaust grille for wall mounting.
- Fitted with louvre shutters for back flow prevention.



MV 250/150 VJ, MV 250/200 VJ - models with a round flange and louvre shutters



- Fitted with a round connecting flange for mounting with \varnothing 150 mm (**MV 250/150 VJ**) or \varnothing 200 mm (**MV 250/200 VJ**) air ducts.
- Fitted with louvre shutters for back flow prevention.



MV 250 VJD - model with four-element flange and louvre shutters



- Equipped with four-element connecting flange with adjustable diameter for connection to \varnothing 100-150 mm round air duct.
- Fitted with louvre shutters.



Overall dimensions

Model	Dimensions, mm					Air pass, m ²	Fig. no.
	□B	□H	D	L	L1		
MV 250 J	250	214	-	15	-	0,0177-0,056	1, 2
MV 250 VJD	250	214	100-150	15	41	0,0177-0,056	1, 3
MV 250/150 VJ	250	214	150	15	41	0,0177-0,056	1, 4
MV 250/200 VJ	250	214	200	15	41	0,0177-0,056	1, 5

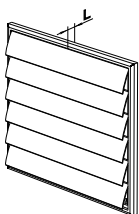


Fig. 1

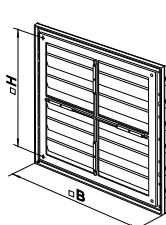


Fig. 2

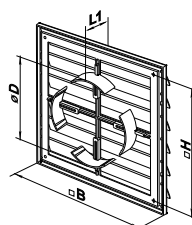


Fig. 3

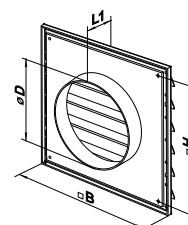


Fig. 4

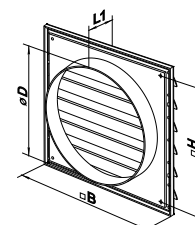


Fig. 5