

MV 120 Series



Application

- Decoration of supply and exhaust vents of public, residential and industrial ventilation systems.
- Used for correct air flow distribution in premises.
- Wall or ceiling mounting.

Design

- Made of quality and durable plastic.
- Multi-element structure. The internal part is fixed to the base with latches for easy cleaning without dismantling.
- Screw fixing.
- The grille has slanted vanes.

Colour modifications



Modifications


MV 120 – basic modification



- Wall or ceiling mounting.
- **MV 120 s** – model with a protecting insect screen.



MV 120 R – model with an air flow regulator (R)



- Equipped with a movable flap for air flow regulation.
- Air pass is regulated with a tilt wand or pull cords.
- **MV 120 Rs** – model with air flow regulator and a protecting insect screen.



MV 120 V – model with a round flange (V)



- Fitted with a round connecting flange for mounting with Ø 125 mm air duct.
- Suitable for direct mounting with VENTS VKO 125 fan.
- **MV 120 Vs** – model with a round flange and a protecting insect screen.




MV 120 VR – model with a round flange and air flow regulator (VR)



- Fitted with a round connecting flange for mounting with \varnothing 125 mm air duct.
- Equipped with a movable flap for air flow regulation.
- Air pass is regulated with a tilt wand or pull cords.
- Suitable for direct mounting with VENTS VKO 125 fan.
- **MV 120 VRs** – model with a round flange, air flow regulator and a protecting insect screen.




MV 120 VN – model with a flange with various diameters (VN)



- Fitted with a round connecting flange for mounting with \varnothing 100/110/120/130/150 mm air duct.
- MV 120 VNs – model with a round flange with various diameters and a protecting insect screen.



MV 120 VNR – model with a flange with various diameters and air flow regulator (VNR)



- Fitted with a round connecting flange for mounting with \varnothing 100/110/120/130/150 mm air duct.
- Equipped with a movable flap for air flow regulation.
- Air pass is regulated with a tilt wand or pull cords.
- MV 120 VNRs – model with a round variable diameter flange, air flow regulator and a protecting insect screen.



Overall dimensions

Model	Dimensions, [mm]					Air pass, [m ²]	Fig. no.
	□B	□H	L	L1	D		
MV 120	186	142	15	–	–	0.0115	1, 2
MV 120 R	186	142	15	–	–	0.0062	1, 2
MV 120 V	186	142	15	45	125	0.0083	1, 3
MV 120 VR	186	142	15	45	125	0.0044	1, 3
MV 120 VN	186	142	15	115	100-150	0.009	1, 4
MV 120 VNR	186	142	15	115	100-150	0.0051	1, 4

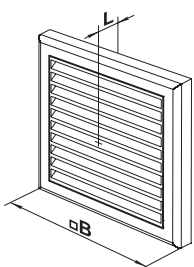


Fig. 1

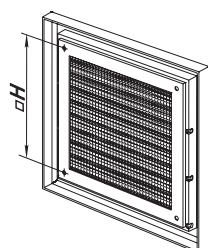


Fig. 2

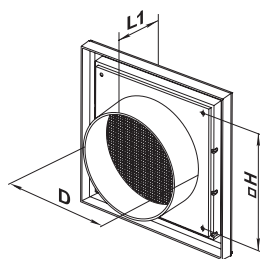


Fig. 3

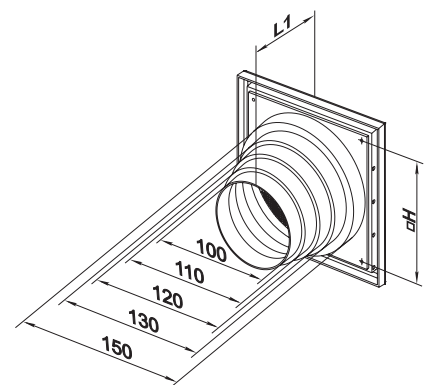


Fig. 4