

VENTS PF Series



Axial fans for exhaust ventilation with air capacity up to 342 m³/h

Application

- Continuous or periodic exhaust ventilation of bathroom, showers, kitchens and other utility spaces.
- Ventilation shaft mounting or duct connection.
- Low to medium air flow motion for short distances at low air resistance.
- Compatible with Ø 100, 125 and 150 mm air ducts.

Design

- Modern design and aesthetic look.
- The casing and the impeller are made of high-quality durable ABS plastic, UV resistant.
- The intellectual impeller design makes the fan efficiency high and the service life long.
- Insect screen.
- Protection rating IP34.

Motor

- Reliable and low-watt electric motor.
- Designed for continuous operation and requires no maintenance.
- Equipped with overheating protection.

Modifications and Options



PF L – the motor is equipped with ball bearings for long service life (appr. 40 thousand hours) and fan mounting at any angle. The bearings are maintenance-free and contain enough grease for the entire operating period.



PF turbo – high-powered motor.



PF press – 5-blade low-noise impeller with improved aerodynamics for higher fan capacity.



PF 12 – modification with low-voltage motor. 12 V AC power supply.

Control

Manual:

- The fan is controlled by a room light switch. It is not included in the delivery set.
- Speed control is possible through a thyristor speed controller (see Electrical Accessories). Several fans may be connected to the same controller. Speed controllers can not be connected to the fans with the T, TH, TP, VT, VTH modifications.

Automatic:

- By the **BU-1-60** electronic control unit (see Electrical Accessories). The control unit is supplied separately.

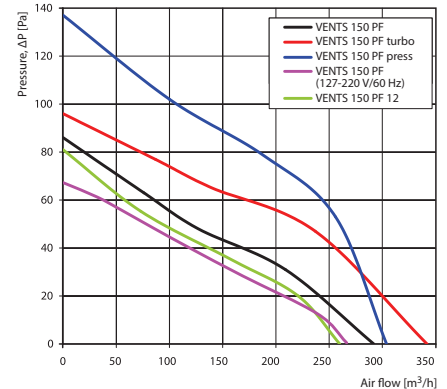
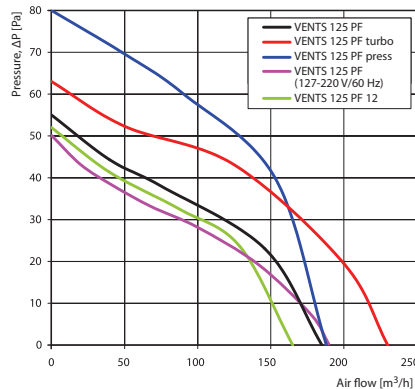
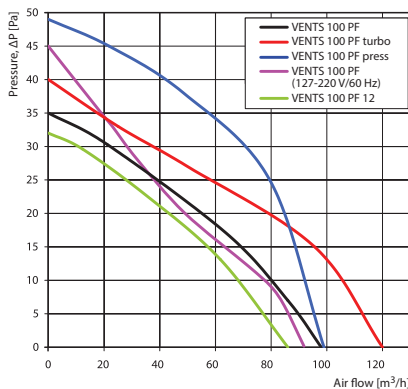
Mounting features

- The fan is mounted directly into the ventilation shaft.
- In case of remote location of the ventilation shaft flexible air ducts may be used. The air duct is connected to the fan exhaust flange through a clamp.
- Fixed to wall by self-tapping screws.
- Suitable for ceiling mounting.
- To connect a fan with a 12 V low voltage motor to 220 V/50 Hz power mains, it is necessary to purchase a step-down transformer (e.g. the TRF 220/12-25 transformer).

Accessories



Aerodynamic characteristics



Technical data

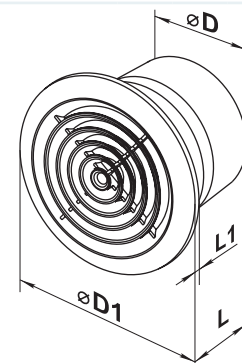
Model	Frequency [Hz]	Voltage [V]	Power Consumption [W]	Current [A]	R.p.m.	Maximum air flow [m ³ /h]	Sound Pressure Level at 3 m [dBA]	Weight [kg]
VENTS 100 PF	50/60	220-240	14	0.085	2300	98	34	0.47
VENTS 100 PF turbo	50/60	220-240	16	0.1	2300	120	40	0.52
VENTS 100 PF press	50/60	220-240	16	0.1	2300	99	38	0.47
VENTS 100 PF (127-220 V/60 Hz)	60	127	10	0.115	2500	92	34	0.47
		220	9	0.054				
VENTS 100 PF 12	50/60	12	14	1.5	2200	86	33	0.46
VENTS 125 PF	50/60	220-240	16	0.1	2400	185	35	0.58
VENTS 125 PF turbo	50/60	220-240	24	0.1	2400	230	42	0.60
VENTS 125 PF press	50/60	220-240	24	0.105	2400	188	39	0.58
VENTS 125 PF (127-220 V/60 Hz)	60	127	16	0.119	2400	190	36	0.58
		220	15	0.102				
VENTS 125 PF 12	50/60	12	16	1.7	2300	165	34	0.56
VENTS 150 PF	50	220-240	24	0.13	2400	292	38	0.90
VENTS 150 PF (220-240 V/60 Hz)	60							
VENTS 150 PF turbo	50	220-240	29	0.13	2400	342	42	1.02
VENTS 150 PF turbo (220-240 V/60 Hz)	60							
VENTS 150 PF press	50	220-240	29	0.13	2400	304	40	0.90
VENTS 150 PF press (220-240 V/60 Hz)	60							
VENTS 150 PF (127-220 V/60 Hz)	60	127	25	0.175	2350	267	38	0.90
		220	25	0.388				
VENTS 150 PF 12	50	12	29	2	2300	260	37	0.74
VENTS 150 PF (12 V/60 Hz)	60							

Mounting example



Overall dimensions

Model	Dimensions [mm]			
	Ø D	Ø D1	L	L1
VENTS 100 PF	100	141	104	13
VENTS 125 PF	125	166	110	15
VENTS 150 PF	150	188	125	15



Certificates



The fans meet the applicable safety and electromagnetic compatibility standards.