

Series
VENTS VUE P3 A3/A4



Three-speed air handling units in heat- and sound-insulated casing.
Air flow up to **500 m³/h**.
Heat recovery efficiency up to **87 %**.

■ **Application**

The VUE P3 A3/A4 air handling units are the fully-featured ventilation units that ensure air filtration, fresh air supply and stale air extract. During the operation process the extract air heat is transferred to the supply air through the plate heat exchanger.

The units are used in ventilation systems installed in various premises that require reasonable energy saving solutions and controllable ventilation systems. All models are designed for connection to ø100 and 150 mm round air ducts.

■ **Design**

The casing is made of polymer-coated steel panels, internally filled with polyurethane foam layer of 5 or 10 mm for heat- and sound-insulation.


■ **Fans**

The single-phase three-speed motors with an external rotor and an impeller with forward curved blades. The motors have an integrated overheating protection with an automatic restart.

■ **Heat recovery**


The plate enthalpy cross-flow heat exchanger with heat recovery efficiency up to 87 %. The applied heat exchanger enables not only heat but also humidity recovery, which helps maintaining an optimum humidity level. In warm seasons the heat exchanger operates to cool down and dehumidify the supply air. In cold seasons the heat exchanger operates to warm up supply air and to humidify it.

Water vapour from the humid extract air is condensed and absorbed by the heat exchanger plates. The recovered humidity and heat are transferred to the supply air flow. The air streams are fully separated within the heat exchanger and the microbes and smells are isolated.



■ **Filter**

Two integrated panel filters with filtering class G4 and F8 provide efficient supply air filtration. Extract air is cleaned by an integrated G4 filter.



■ **Control and automation**

The unit is equipped with an integrated control system, a mechanical three-speed speed controller P3-1-300 or a sensor three-speed speed controller SP3-1, and a power cable with a mains plug.

The service side of the unit is equipped with a removable hatch for filter and heat exchanger cleaning and replacement operations.

The control unit is positioned inside the unit casing. The power cable and grounding cables are connected to the control unit via the cable glands placed at the side of the unit.



P3-1-300



SP3-1


■ **Freeze protection**

The heat exchanger freeze protection operates as follows: in case of freezing danger determined by the temperature sensor, the supply fan is turned off to let extract air warm up the heat exchanger.

■ **Installation**

Due to a low casing height the air handling units are a perfect solution for space-restricted installation above suspended ceilings. The unit mounting position must provide access for service maintenance.

Accessories

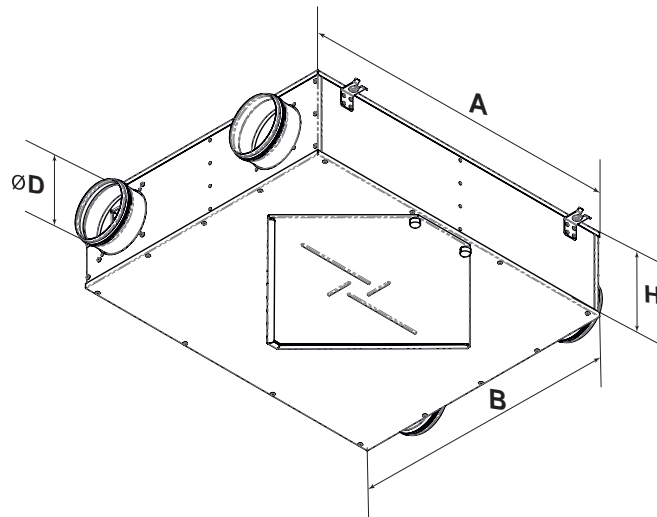
Model	G4 panel filter	F8 panel filter
		
VUE 100 P3 A3/A4	SF 200x191x20 G4	SF 200x191x40 F8
VUE 200 P3 A3/A4	SF 300x220x48 G4	SF 300x220x48 F8
VUE 300 P3 A3/A4		
VUE 450 P3 A3/A4	SF 300x270x48 G4	SF 300x270x48 F8

Designation key

Series	Rated air flow [m ³ /h]	Design features	Casing modification	Control panel
VENTS VUE: ventilation with energy recovery	100, 200, 300, 450	P: suspended mounting	3: low-profile unit	A3: P3-1-300 speed controller A4: SP3-1 sensor speed controller

Overall dimensions [mm]

Model	A	B	H	ØD
VUE 100 P3	600	481	203	100
VUE 200 P3	854	704	227	100
VUE 300 P3	854	704	227	150
VUE 450 P3	1020	754	276	150



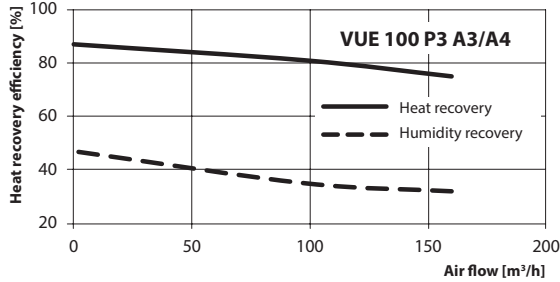
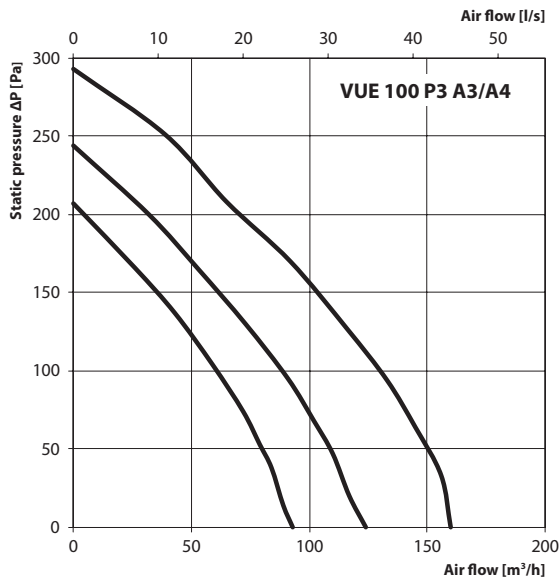
Technical data

	VUE 100 P3 A3 VUE 100 P3 A4	VUE 200 P3 A3 VUE 200 P3 A4	VUE 300 P3 A3 VUE 300 P3 A4	VUE 450 P3 A3 VUE 450 P3 A4
Voltage [V/50 Hz]	1~220-240			
Power [W]	76	141	193	354
Current [A]	0.33	0.63	0.84	1.54
Maximum air flow [m ³ /h]	160	280	340	500
RPM [min ⁻¹]	2750	2840	2720	2870
Sound pressure level at 3 m distance [dBA]	47	49	52	57
Transported air temperature [°C]	-25...+40			
Casing material	painted steel			
Insulation	foamed polypropylene, 5 and 10 mm			
Extract filter	G4			
Supply filter	G4 and F8 (PM2.5 93 %)			
Connected air duct diameter [mm]	100	100	150	150
Weight [kg]	17	24	27	39
Heat recovery efficiency [%*]	from 75 up to 87	from 72 up to 87	from 66 up to 87	from 71 up to 87
Humidity recovery efficiency [%]	from 32 up to 47	from 27 up to 47	from 22 up to 47	from 23 up to 40
Heat exchanger type	cross-flow			
Heat exchanger material	enthalpy			
SEC class	D	D	E	E

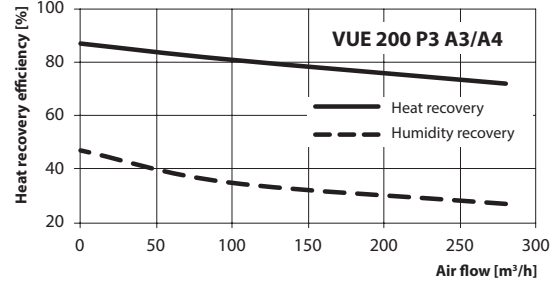
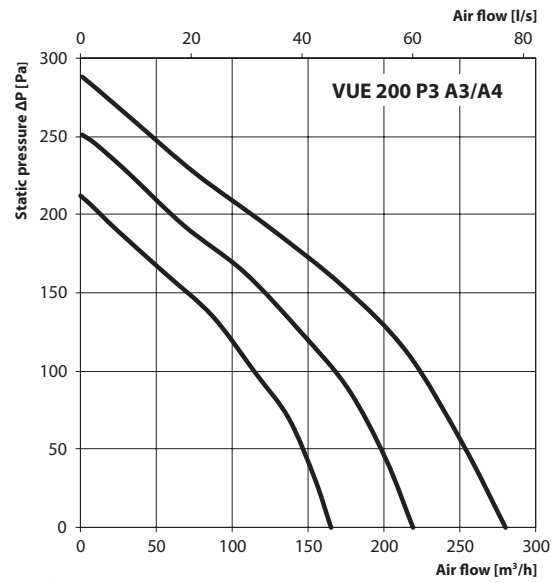
*Heat recovery efficiency is specified in compliance with EN 13141-7.

AIR HANDLING UNITS WITH HEAT RECOVERY

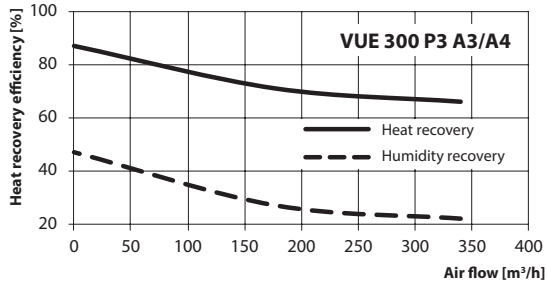
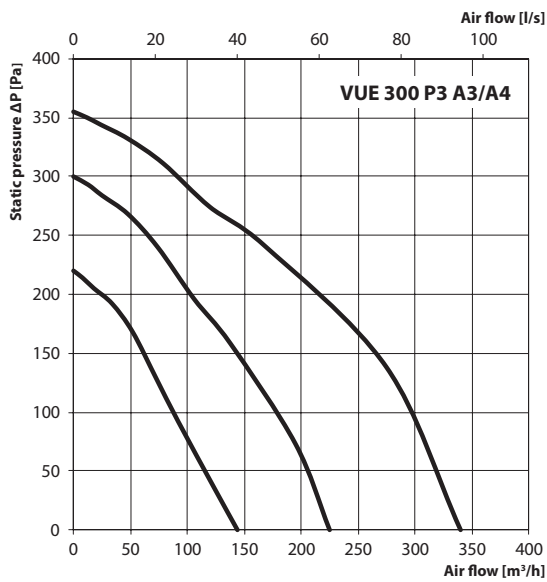
VENTS VUE P3 A3/A4



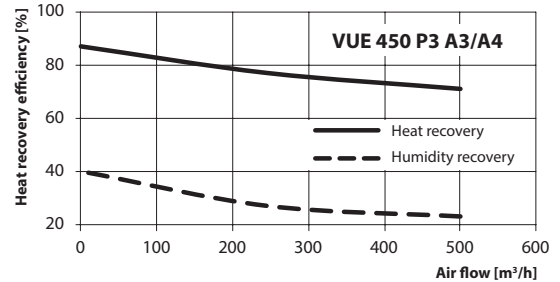
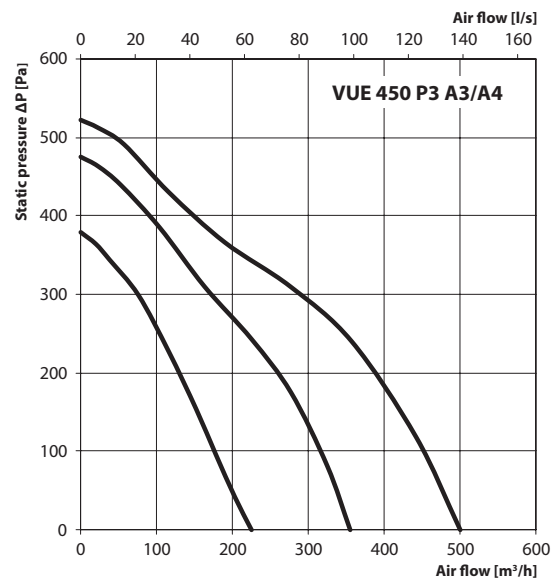
VENTS VUE P3 A3/A4



VENTS VUE P3 A3/A4



VENTS VUE P3 A3/A4



Application

